

Poulsbo Middle School

May 10, 2018

Josh Emmons

Ken Aries

Agenda for This Evening

- ▶ Introductions
- ▶ Student Showcase (5 minutes)
- ▶ Fast Facts about Poulsbo Middle School: Who Are We and Where Are We Going? (15 minutes)
- ▶ SIP Goals Discussion and data analysis: "So What?" And "Now What?" (40 minutes)
- ▶ Q&A as needed

Introductions

- ▶ Josh Emmons, Principal
- ▶ Ken Aries, Assistant Principal
- ▶ Koren Jez, Science Teacher & ASB Advisor
- ▶ Kate Ebert, Art Teacher & WEB Coordinator
- ▶ Susanna Leche, Parent & PTA President
- ▶ Corey Spadafore, ASB President
- ▶ Norah Zampado, Public Relations

Student Showcase

- ▶ PMS Band Quartet
 - ▶ TBD
- ▶ Student Artwork

Fast Facts

- ▶ Poulsbo Middle School, Home of the Panthers
- ▶ Enrollment: 805 Students (814 Students w/Athletic only)
 - ▶ 6th - 265
 - ▶ 7th - 267
 - ▶ 8th - 273
- ▶ Student Demographic
 - ▶ Male - 416 Female - 398
 - ▶ White - 68%, Hispanic/Latino - 14%, Two or More - 10%, Asian - 4%
 - ▶ Free and Reduced - 26%, SPED - 13%
- ▶ Staff Demographics
 - ▶ Certificated Staff - 51
 - ▶ Ave. number of year - 17
 - ▶ Percent with Masters Degree - 74%
 - ▶ Classified Staff - 17

Fast Facts Continued

- ▶ **Advanced Courses**
 - ▶ Agate ELA/SS for 6th, 7th, and 8th
 - ▶ Accelerated Math for 6th and 7th, Algebra, Geometry
- ▶ **Electives**
 - ▶ Band, Choir, Leadership, Art, Tech Ed, Foods, Yearbook
- ▶ **Typical Day**
 - ▶ 6th & 7th - Math, ELA, SS, Science, PE/Health, Elective
 - ▶ 8th - Math, ELA, SS, Science, PE/Computer Apps, Elective
- ▶ **Extra Curricular Activities**
 - ▶ Athletics - Football, Volleyball, Cross Country, Cheerleading, Basketball (Boys & Girls), Girls Soccer, Wrestling, Track,
 - ▶ Clubs - LEO, Chess, Gathering, Knit and Stitch, Microsoft Monday, GSA, Jazz Band, National Junior Honor Society

What Makes Us Great and What Challenges We Face

- ▶ Koren Jez
 - ▶ Science Teacher & ASB Advisor
- ▶ Kate Ebert
 - ▶ Art Teacher & WEB Coordinator
- ▶ Susanna Leche
 - ▶ Parent & PTA President
- ▶ Corey Spadafore
 - ▶ ASB President
- ▶ Norah Zampado
 - ▶ Public Relations

Data Analysis: So What? Now What?

- ▶ Data we will look at includes:
- ▶ ELA - proficiency and growth
- ▶ Math - proficiency and growth
- ▶ Discipline data
- ▶ Attendance data

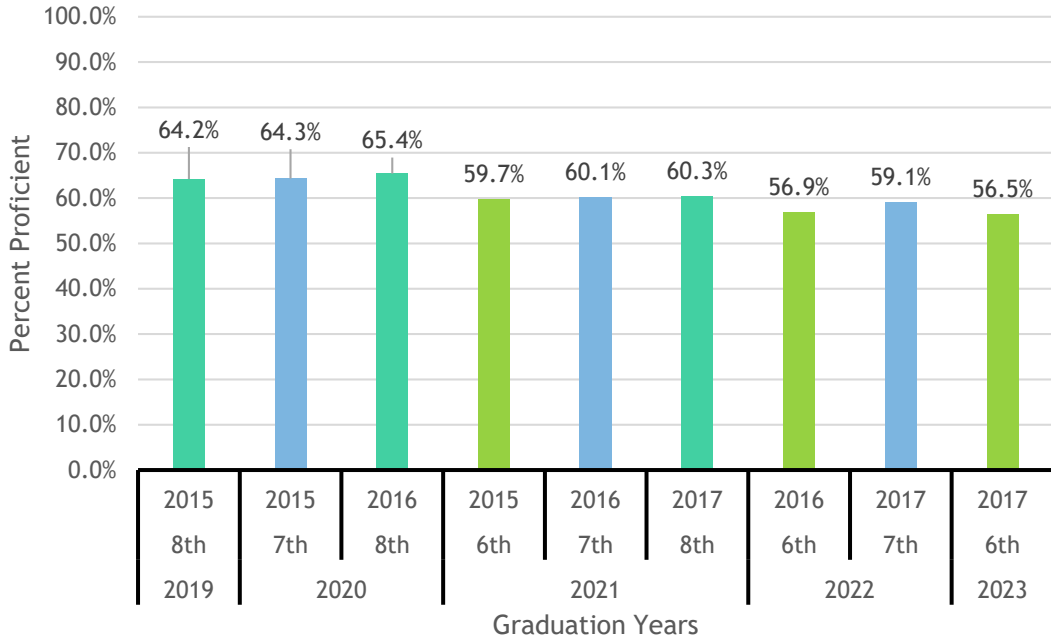
Goal 1, English Language Arts: Poulsbo Middle School will increase the number of students who are at or above benchmark on the SBA and STAR Reading by June 2017 based on the following amount.

SBA ELA	Grade 6 - 2024	Grade 7 - 2023	Grade 8 - 2022
2017 Results	66% proficient	58% proficient	60% proficient
2018 Goal	77%	72%	73%

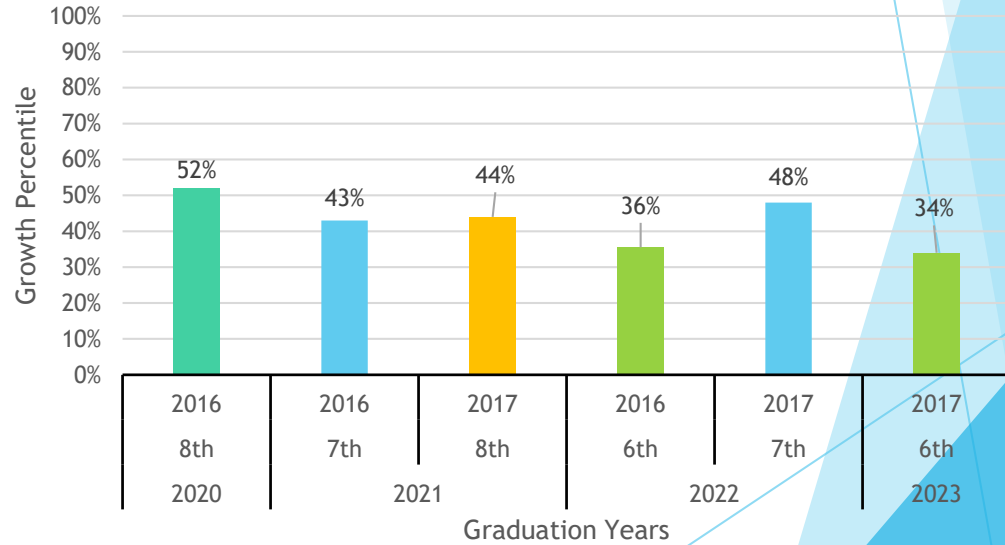
STAR Reading	Grade 6 - 2024	Grade 7 - 2023	Grade 8 - 2022
2017 September	64%	65%	63%
2018 Jan/Feb	67%	61%	68%
2018 June			
School Goal	76%	76.7%	75.3%

ELA Data: Proficiency and Growth

PMS SBA ELA Proficiency



PMS SBA ELA Median Student Growth Percentile



Goal 1: English Language Arts

Rationale: Address the District's Strategic Goal of "Success for All Students". Move towards being top 5% for graduation rates in WA.

- ▶ Creating targets related to the daily learning
- ▶ Common Grade Level Assessment (2+) - given/analyzed/planned interventions during PLC.
- ▶ Common SBA Interim Assessments (2+) - given/analyzed/planned interventions with KMS PLC.
- ▶ ELA teachers facilitate students setting and monitoring goals based on STAR assessment.
- ▶ STAR test SPED and Interventions approximately every 4-6 weeks.
 - ▶ Provided for specific/targeted interventions as well as exiting of students
- ▶ Created and implemented a Core Plus model for 6th and 7th grade
 - ▶ Read 180

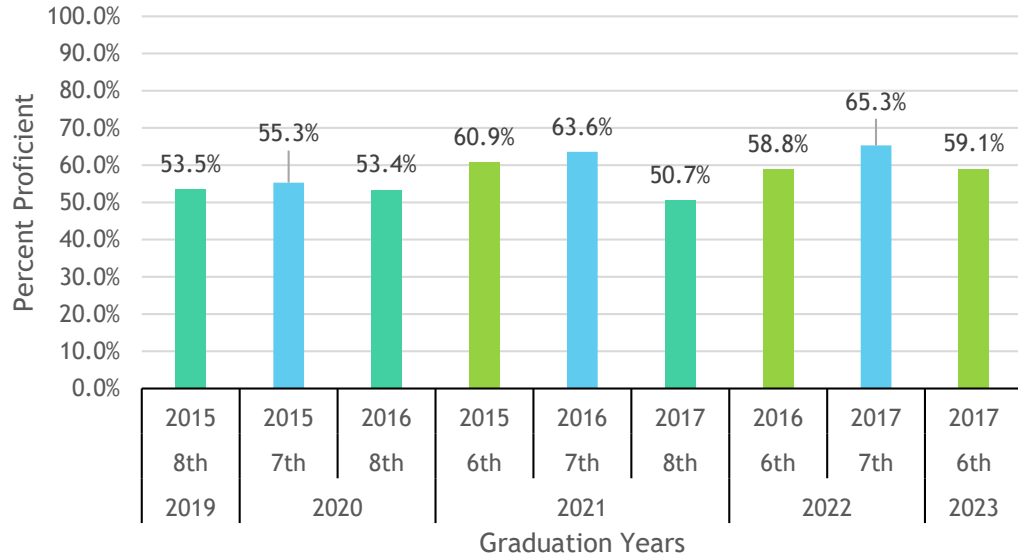
Goal 2, Math: Poulsbo Middle School will increase the number of students who are at or above benchmark on the SBA and STAR Math by June 2017 based on the following amount.

SBA Math	Grade 6 - 2024	Grade 7 - 2023	Grade 8 - 2022
2015 Result	53% proficient	61% proficient	66% proficient
2016 Goal	69%	74%	77%

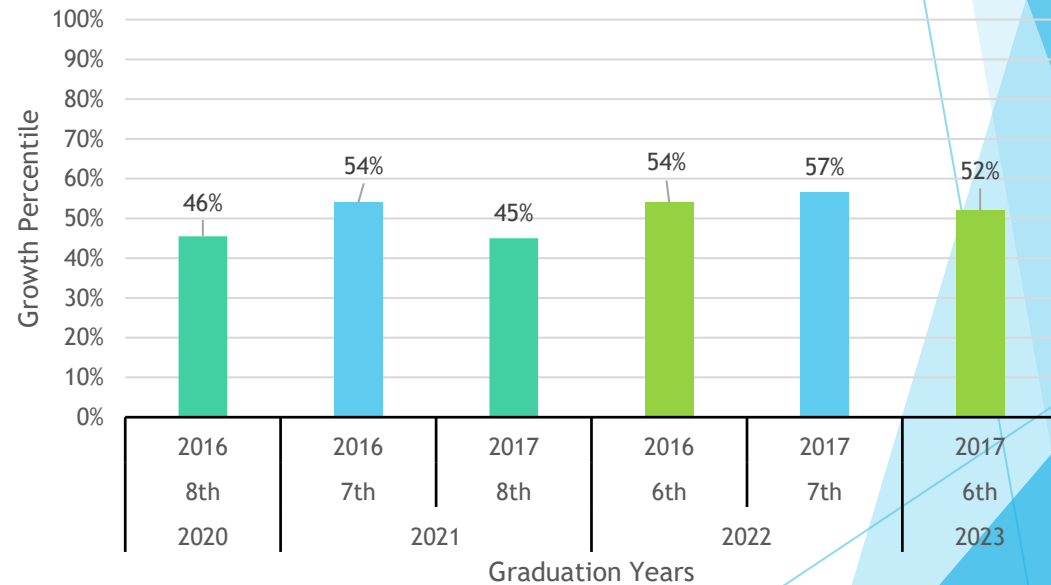
STAR Math	Grade 6 - 2024	Grade 7 - 2023	Grade 8 - 2022
2017 September	53%	57%	56%
2018 Jan/Feb	51%	61%	55%
2018 June			
School Goal	68.7%	71.3%	70.7%

Math: Proficiency and Growth

PMS SBA Math Proficiency



PMS SBA Math Median Student Growth Percentile



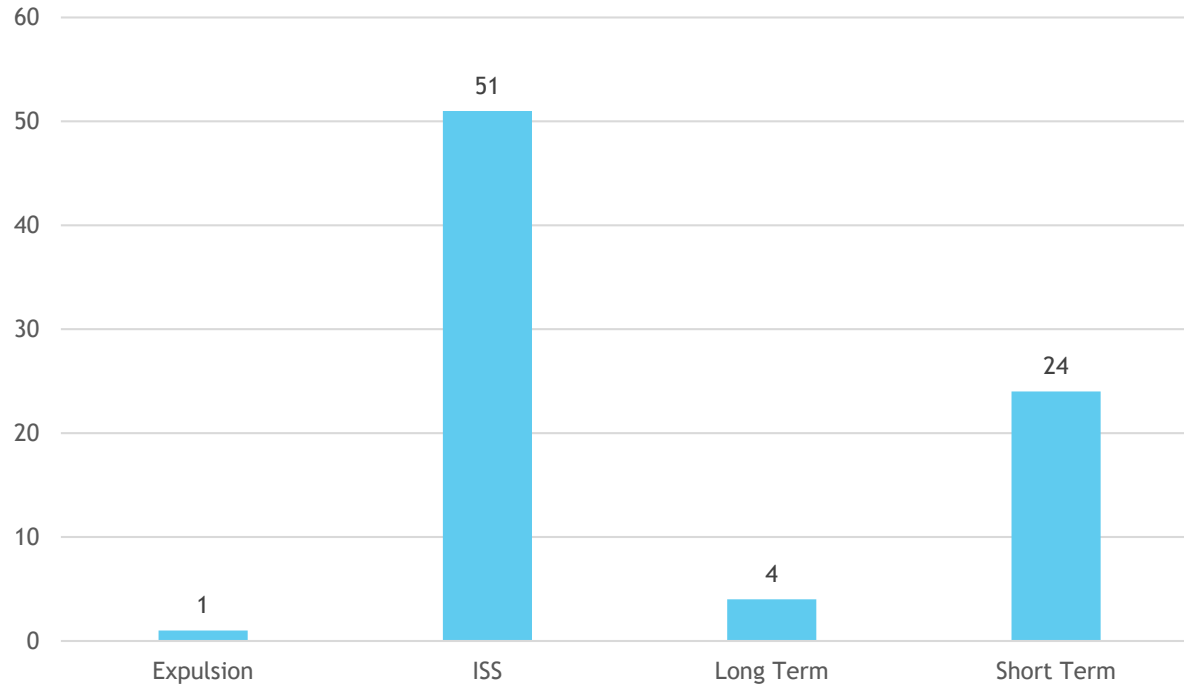
Goal 2: Math

Rationale: Address the District's Strategic Goal of "Success for All Students". Move towards being top 5% for graduation rates in WA.

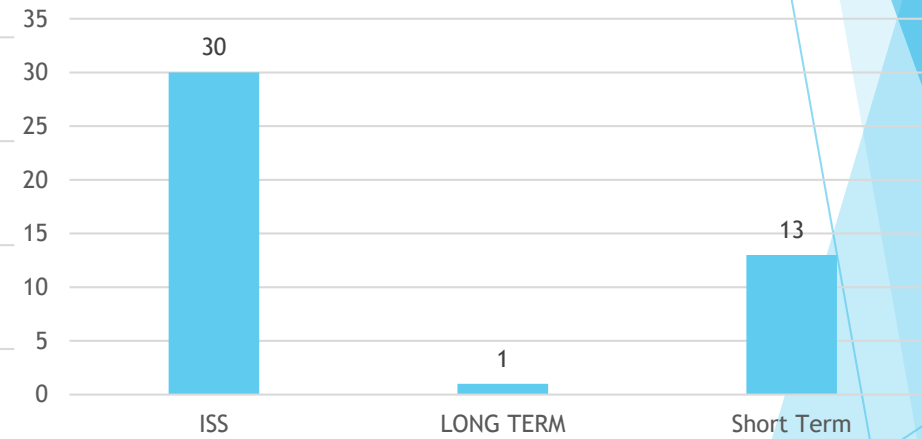
- ▶ Creating targets related to the daily learning
- ▶ Common Grade Level Assessment (2+) - given/analyzed/planned interventions during PLC.
- ▶ Common SBA Interim Assessments (2+) - given/analyzed/planned interventions with KMS PLC.
- ▶ Math teachers facilitate students setting and monitoring goals based on STAR assessment.
- ▶ STAR test SPED and Interventions approximately every 4-6 weeks.
 - ▶ Provided for specific/targeted interventions as well as exiting of students
- ▶ Created and implemented a Core Plus model for 6th and 7th grade

Discipline Data

17-18 Exclusionary Discipline by Type for First 3 Quarters



16-17 Exclusionary Discipline by Type for First 3 Quarters

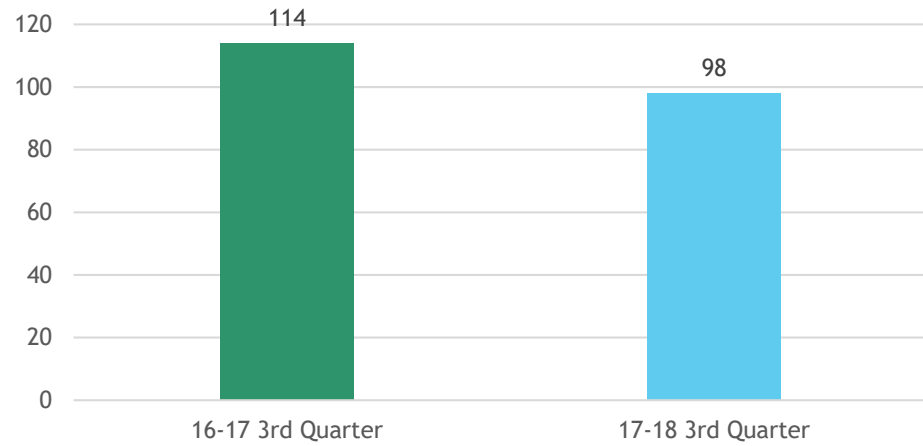


Goal 3: School Culture

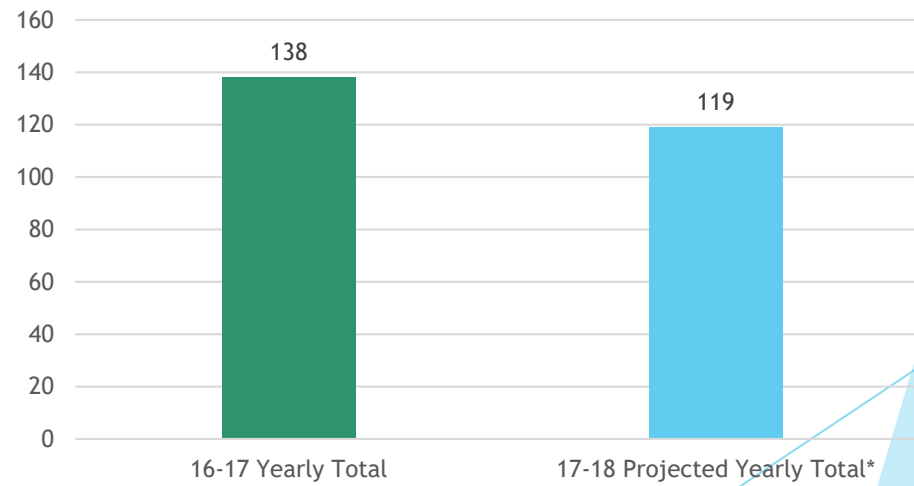
Rationale: Address the District's Strategic Goal of "Success for All Students". Move towards being top 5% for graduation rates in WA.

- ▶ Analyzed sub-groups to determine disproportionality
- ▶ Continue the Implementation PBIS Tier 1 Support
 - ▶ Re-evaluated major and minor behaviors
 - ▶ Re-evaluated systems to address mayor and minor behaviors
 - ▶ Continued to develop school wide lessons to teach and re-teach expectations
- ▶ Use SWIS to track and collect data
 - ▶ Review data monthly to evaluate process
- ▶ Continue PBIS Professional Development for staff throughout the school year
- ▶ MTSS Meetings weekly
- ▶ Connection Time - Teachers and students building relationships

Number of Students with 15 Absences at the End of 3rd Quarter



Number of Students with 18 Absences

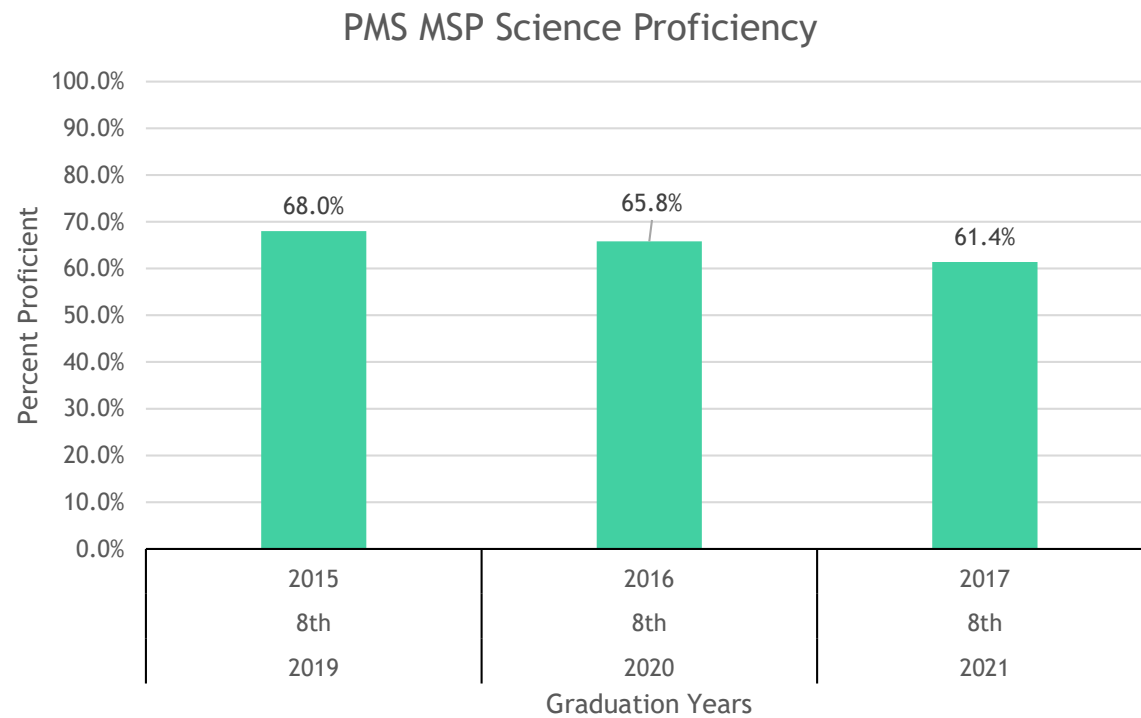


Goal 4: Attendance

Rationale: Address the District's Strategic Goal of "Success for All Students". Move towards being top 5% for graduation rates in WA.

- ▶ Monitor and Track attendance to identify patterns for early intervention
 - ▶ Weekly attendance meetings with Administration, Counselors, Nurse, & Attendance Secretary
 - ▶ 5, 10, and 18 day letters sent home
 - ▶ Administration, Counselor, and student meet at 10 days.\ul> - ▶ Plan to support student developed.
 - ▶ Administrator, Counselor, student and parent meet at 18 days.
 - ▶ Plan to support student developed.
- ▶ Connection Time - Teachers and students building relationships

Science Data: Proficiency



STRATEGIC PLAN



The School Board's top priority is to have 100% of third graders reading on grade level by 2020.

Success for All Students

We will empower our students to become competent, creative, compassionate and contributing citizens

Stakeholder Support and Satisfaction


Student learning experiences will be supported by fostering effective communication and purposeful stakeholder engagement

Effective & Efficient Operations

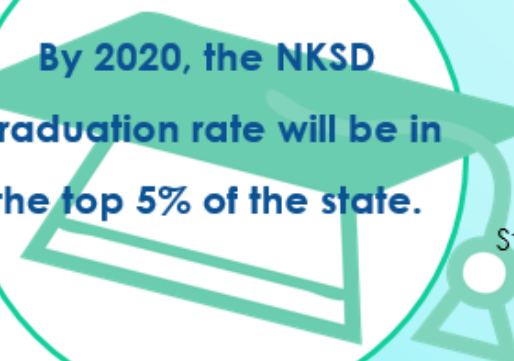
Support Student success through strong fiscal management, facilities planning, and engagement

Our Mission

The North Kitsap School District, in partnership with the community, will provide an academically challenging educational program to meet the diverse needs of all students in a safe, nurturing environment and empower them to be competent, compassionate and contributing citizens.



Setting a course for the future



By 2020, the NKSD graduation rate will be in the top 5% of the state.



So Where Do We Go From Here?

- ▶ ELA and Math
 - ▶ Continuous improvement of daily instruction
 - ▶ Development of Tier 2 and 3 interventions for students not at standard
 - ▶ Increase the use of SBA interim assessments throughout the year
- ▶ School Culture
 - ▶ Development and implementation of Tier 2 and 3 strategies
 - ▶ Continued Professional development for staff.
 - ▶ Kitsap Strong
 - ▶ Social and Emotional
- ▶ Attendance

Closing Thoughts



Q & A

Poulsbo Middle School